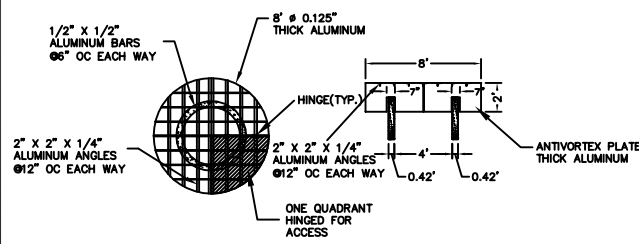


- NOTES**
- RISER FOOTING REINFORCEMENT STEEL NOT SHOWN IN THESE VIEWS FOR CLARITY.
 - AN ENGINEER FROM MGES SHALL INSPECT AND APPROVE THE FOUNDATION FOR THE SPILLWAY RISER FOUNDATION PRIOR TO PLACEMENT OF STEEL OR CONCRETE IN THIS AREA.
 - MINIMUM ALLOWABLE SOIL BEARING CAPACITY FOR SPILLWAY RISER BASE SHALL BE 2500 PSF. THIS SHALL BE VERIFIED BY AN INDEPENDENT GEOTECHNICAL TESTING FIRM PRIOR TO THE PLACEMENT OF STEEL FOR THE RISER FOOTING.
 - AN ENGINEER FROM MGES SHALL INSPECT AND APPROVE REINFORCEMENT STEEL IN SPILLWAY RISER BASE PRIOR TO PLACEMENT OF CONCRETE IN THIS AREA.
 - SEE SHEET APD-109 "SPECIFICATIONS - CONCRETE" FOR CONCRETE MATERIAL AND TESTING SPECIFICATIONS.

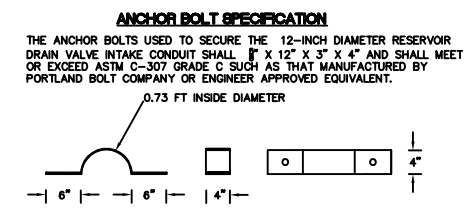
PLAN VIEW

FRONT VIEW
DETAILS - SPILLWAY RISER STRUCTURE
 1 inch = 2 ft.

SIDE VIEW

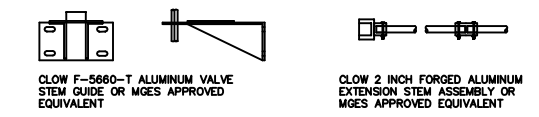


DETAILS - TRASH GUARD
 1 inch = 5 ft.

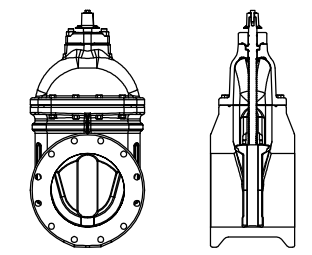


DETAILS - ANCHOR STRAP
 1 inch = 1 ft.

ANCHOR STRAP NOTES
 THE RESERVOIR 12-INCH DIAMETER DIP DRAIN INTAKE CONDUIT ANCHOR STRAPS SHALL BE FABRICATED FROM STAINLESS STEEL 0.25 IN THICK



DETAILS - STEM AND GUIDE
 1 inch = 1 ft.



DETAILS - DRAIN VALVE
 1 inch = 1 ft.

DRAIN VALVE SPECIFICATION
 THE RESERVOIR DRAIN VALVE SHALL BE A 8-INCH DIAMETER RESILIENT WEDGE GATE VALVE AS MANUFACTURED BY CLOW, WATERMAN OR AMERICAN DARLING. THE RESILIENT WEDGE GATE VALVE SHALL MEET OR EXCEED ALL REQUIREMENTS OF AWWA C505 AND HAVE A FULL GRAY DUCTILE IRON BODY.

DATE	DESCRIPTION
07/02/07	PLAN SUBMISSION TO INCENR. DAM SAFETY

MEADE GUNNELL
 ENGINEERING & SURVEYING, P.A.
 10000 W. HARRIS AVE.
 CHARLOTTE, N.C. 28203
 704-685-7500 704-685-7501 (fax)

DATE
07-02-2007

ALEX PORTER DAM - PROPOSED
 DAVIDSON, NORTH CAROLINA

PROFILE - RISER STRUCTURE

JOB NUMBER	SHEET NUMBER
890.20	APD-106